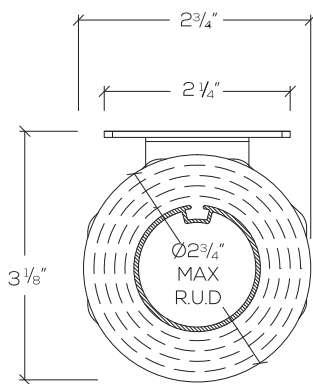


CF200 Pocket Cordless Shade

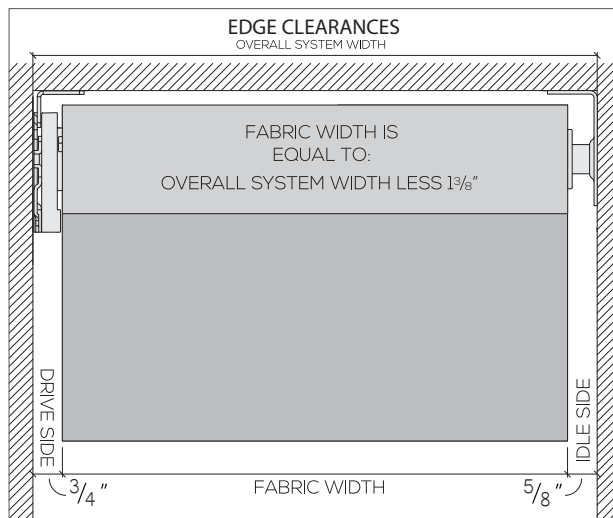
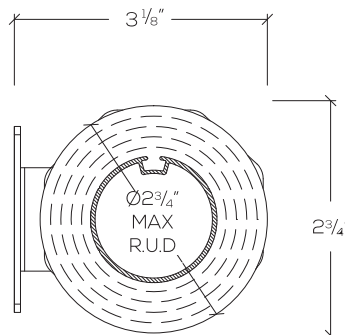
Technical Data



CEILING/JAMB MOUNT



WALL MOUNT




FEATURES AND BENEFITS

- Featuring our smallest profile Bracket for installing in tight spaces and pockets when not using fascia. Accommodates Ceiling, Wall or Jamb mounting with easy, on-the-fly adjustments.
- Regular and Reverse Roll available.
- Lightweight, balanced spring tension for optimal shade positioning with the touch of a finger.
- Metal to metal contact points on Idle side of the shade ensure a sturdy and reliable connection to the bracket.
- Handle and optional extendable operating wand for tall or hard to reach shades.
- WT Shades are available with our WT Shade fabrics, or Mermet® and Phifer® fabrics. Visit WTShade.com to view fabric options, and other options and accessories, including Regular or Reverse Roll and various Hembar styles.
- Construction Documents for this system and others available at WTShade.com.
- Third party certified to meet WCMA Best for Kids Program Eligibility.

IPC.3495/Rev2

CF200 Pocket Cordless Shade

Technical Data



#	ITEM	ADDITIONAL INFORMATION	COLOR OPTIONS
1	SPRING	Up to 12lbs lifting capacity.	White (-10)
2	ROLLER TUBE	1.5" or 2" Diameter.	n/a
3	IDLER	Retractable. Will be color coordinated based on fabric color.*	White (-10) Black (-90)
4	BRACKETS	Ceiling/Jamb(C) or Wall(W) Mounted. Drive Left(L) for regular roll, Drive Right(R) for reverse roll. Will be color coordinated based on fabric color.*	White (-10) Black (-90)
5	FABRIC	See fabric selection for all available options.	Visit WTShade.com
6	HEMBAR	External hembar with clear handle.	Visit WTShade.com
7	EXTENDABLE OPERATING WAND	Extends reach by 27" - 77"	White (-10)
N/A	LIGHT BLOCKING ACCESSORIES	(Not shown) Side channel, Sill channel, or Light stop angle	Visit WTShade.com

STANDARD COMPONENTS

OPTIONAL

SERIES	MAX. RUD	MIN. SHADE WIDTH	MAX. SHADE WIDTH	MAX. SHADE HEIGHT
CF200	2¾"	17"	120"	144"

System Capabilities are for guideline purposes only based on WT 243 fabric and do not guarantee that a shade with any fabric can be made to these dimensions. Width and length may vary depending on selected shade fabric. Visit WTShade.com or contact Customer Service to verify system capabilities based on project specific selections.



* See Color Coordination Guide for more information.